



LANDMARK THEATRE

TECHNICAL SPECIFICATION

VER 02/19

Overview

The Landmark Theatre does not guarantee that all or any of these facilities or equipment will be available or suitable for the purposes of the visiting company. A visiting company should in all cases check with The Landmark/Queens Theatre Technical Manager to ensure the information contained herein is up to date and correct. At certain times, some equipment detailed in this document may be temporarily unavailable.

Please be aware of The Queen's/Landmark Health and Safety Policy for Visiting Companies, which details safe systems of work for the theatre, and which forms part of the contract with the visiting company.

Address

Landmark Theatre

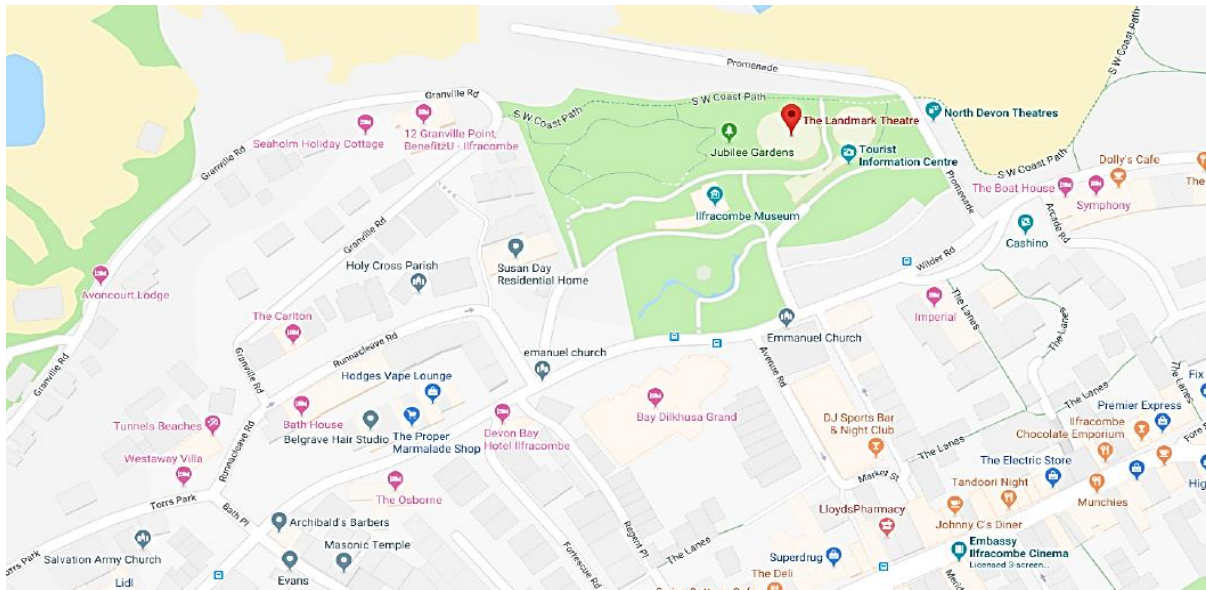
Wilder Road

Ifracombe

Devon

EX34 9BZ

///awake.juggle.trinkets



CONTACTS

Technical Manager: JJ Powell

Tel: 01271 316 523

jj.powell@landmarktheatres.co.uk

Senior Technician: Duncan Pembridge

duncan.pembridge@landmarktheatres.co.uk

Technicians:

marcos.willats@landmarktheatres.co.uk

joe.davies@landmarktheatres.co.uk

richard.smith@landmarktheatres.co.uk

WORKING REGULATIONS

It is essential that the following regulations and restrictions are noted by all visiting companies. Please ensure that any relevant personnel are made aware of the following:

Working Time Regulations:

Please note that in accordance with Working Time Regulations 1998, an 11 hour break between working shifts must be scheduled for all members of staff. Furthermore, suitable breaks must be scheduled within shifts to ensure the health and welfare of all staff. If in doubt as regards any aspect of the working schedule please contact the Technical Manager. All schedules must be agreed in advance.

Noise at Work Regulations:



Please note that in accordance with the Noise at Work Regulations 1989, the Control of Noise at Work Regulations 2005, and for the benefit and care of all staff and members of the public, The Queens Theatre reserves the right to monitor and if necessary limit the sound levels for any given performance.

Working at Height Regulations:

The Landmark Theatre has various rung Zarges ladders. Access to the ladders are restricted to rigging, focussing lanterns, gel changes or checking power to moving lights etc. The Landmark has a number of staff trained in the use of the Zarges, competent touring staff that have a safe knowledge of their use will be allowed to use them.

Flying System & Working Practices

All Flying must be operated by a member of the Landmark Theatre Technical Department.

The flying system comprises of 14 single-line hemp lines rated at 100kg and 3 winch sets rated at 300kg. Please see included hanging plot.

Also please note that due to limited grid height full cloths cannot fly out to a height where they will be masked.

All flown scenery will be inspected for construction class and method of construction and be deemed safe before it is flown, if any scenery is classed as not fit to be flown then it will be removed from the stage and not be allowed to be used in the production. Any flown drapes or scenery cloths must have evidence of fire retardant process such as Flambar and data sheets will be asked for as evidence of proof of fire retardant measure being in place. The Queens Theatre may be able to provide a fire retardant service at a cost, please advise us prior to your visit whether this may be necessary.

Loading and Unloading

The Landmark Theatre has a generous scene doc with level access to stage and a parking bay suitable for 3 vehicles however larger vehicles will have to be aware of a marked footpath area across the loading bay which limits the size of vehicle able to remain on site.

Landmark Theatre Technical Department are issued with High Viz during load in/out & PPE in line with task

STAGE DIMENSIONS		
Proscenium Width	10.100m	
Proscenium Height	6.830m	
Stage Width	10.1m	<i>Including wings</i>
Stage Depth	8.600m	
Forestage Pit Depth	2.200m	<i>Deepest point centre</i>
Forestage Pit Width	12.500m	
Wing Stage Left	4.800m	
Wing Stage Right	1.780m	
Apron to box	12M	

Apron to sound position	10m	
Grid	8.770m	
Bars	10m	
Bar Diameter	45mm OD	
Safe Working Load	100kg/300kg	<i>Hemp and winch</i>

The Landmark Theatre does not have a safety curtain

STAGE EQUIPMENT		
Floor	Sprung floor, black, flat, not raked	Dip traps SL & SR, DS and in pit.
Rostra	6	8x4 Steel Deck various height legs
Pianos	1	Yamaha C3 Baby Grand (Black)
Music Stands	8	
Conductors Stand	no	
A Frame ladders	2x Zarges Ladders	
Lectern	1	
Projection Screen	1	Cinema Projection Screen.

FLYING EQUIPMENT		
Single Line Hemp	14	100kg operated from stage level and fly floor.
House Border Hand Winch	1	300kg
House Tabs Winch	1	Automated from SR
LX bars	4	Winch 300kg
Side masking		Traditional non German masking

HANGING PLOT

LANDMARK THEATRE ILFRACOMBE - HANGING PLOT TEMPLATE

SHOW NAME:					
BAR No.	SWL	Distance From Stage Edge (mm)	USE	LOAD WEIGHT (kg)	NOTES
House Tabs	250KG		House Boarder		all hemp bars single line and SWL 100kg
House Boarder	250KG	700	House Tabs		
Hemp 1	100 KG	1200			
Winch 1	250KG	1400			LX1
Projector Screen	350kg	2050	Cinema Screen		cannot be derigged
Hemp 2	100 KG	2500			Border
Hemp 3	100 KG	2700			Legs
Hemp 4	100 KG	2900			Tab Track/Reds
Winch 2	250KG	3300			LX2
Hemp 5	100 KG	3700			Border
Hemp 6	100 KG	3900			
Hemp 7	100 KG	4100			Legs
Winch 3	250KG	4500			LX3
Hemp 8	100 KG	4900			Border
Hemp 9	100 KG	5100			
Winch 4	250KG	5500			LX 4
Hemp 10	100 KG	5900			Legs
Hemp 11	100 KG	6300			Border
Hemp 12	100 KG	6700			
Hemp 13	100 KG	7100			Swipe Track
Hemp 14	100 KG	7500			star cloth/Full black

DRAPES

House Border	1	Dark Orange
House Tabs	1	Dark Orange
Tabs	1 swipe & 1 tab track with full blacks	
Masking Legs and Borders	3 Sets	Black Wool Serge
Gauze	1	White Sharks tooth
Star cloth	Available as an additional hire	

STAGE POWER

Three Phase	63a	S/L Ceeform RCD Protection (100 milliamp)
--------------------	------------	---



<u>Single Phase</u>	32a	S/L Ceeform RCD Protection
<u>Sound Power</u>	32a	Located MSL

LIGHTING EQUIPMENT

CONTROL		
1x ETC Ion	1	<i>Eos currently out of service</i>
Dimmers	104	

FOH PERMANENT RIG		
Follow Spot	1	Robert Juliat Foxie 700w
Spot bar FOH Catwalk	12 4	Cantata 11/26 Par Can with scrollers
FOH circle Front	2	Strand Brio
FOH circle side	4	Cantata 18/32

ADDITIONAL AVAILABLE LANTERN STOCK		
Fresnels	25	Strand Fresnel
Parcans	18 6	Thomas pars CP Source 4 Par
Profiles	6 4 4	Cantata 18/32 Strand Brio Cantata 26/44



Moving Lights		
	3	Mac 600
	4	Martin Mac 250

Various stands, mounting equipment, gobo holders and iris available on request

LX CIRCUIT POSITIONS @ 2.5kw	
LX bar 1	18 circuits on 1 x IWB Fresnel top
LX bar 2	12 circuits on 1 x IWB Specials Bar ch 33-96
Lx Bar 3	18 circuits on 1 x IWB Fresnel Top Light
LX Bar 4	18 circuits on 1 x IWB Par Can Back light
Floor Circuits	Various circuits located DSR DSL USR USL <i>please note distribution shared between patch boxes</i>

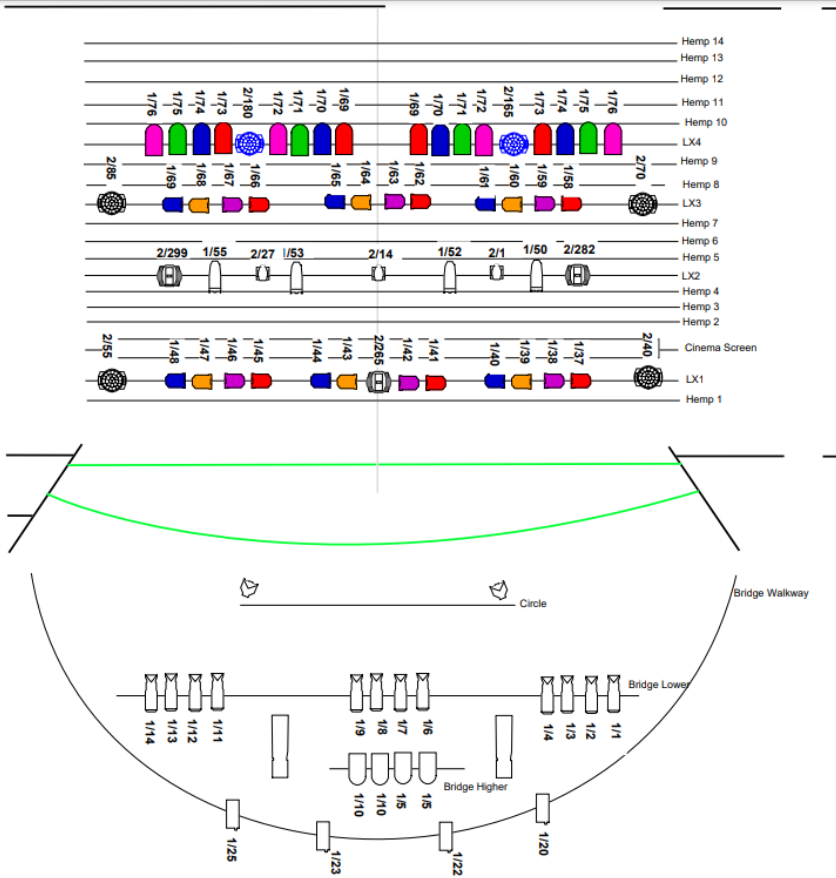
AUDITORIUM HANGING POSITIONS	
Circle front	SWL 400KG
Perches auditorium right and left	SWL 150KG

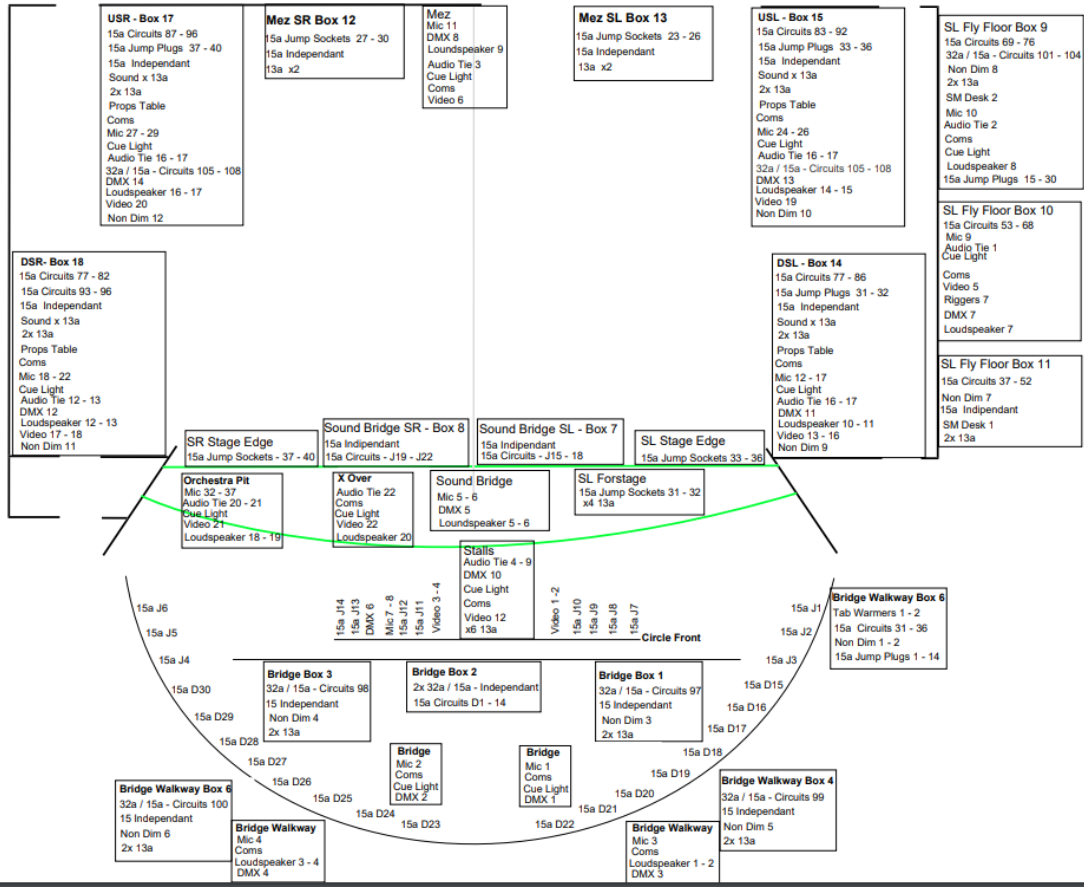
GENERIC LIGHTING PLAN

Landmark Theatre - Ilfracombe
Show:
Version: 4 - 02/02/2023
Designer:

Key

- Q Wash 560z
- Mac 600
- Q Spot
- Mac 250
- Cantata Fresnel
- S4 Parcan
- UV Cannon?
- Par 64
- Cantata 11/26
- Cantata 26/44
- Profile
- Follow Spot





SOUND EQUIPMENT

FOH CONTROL <i>This can be operated from the Control Room, side of stage or FOH mixing position to the rear of the Stalls</i>		
Yamaha LS9 32, QU16 or Qu32	1	32 Channel - 8 Returns
Martin Audio Sound System		

LOUDSPEAKERS & MONITORS		
Martin Audio EM Series full range speakers	4	permanently rigged (2 per stalls & 2 per circle)
WS18X Martin Audio subs	2	
RCF ART 325A full range powered speakers	2	<i>Please note equipment is shared between venues and stock numbers vary dependent on production requirements.</i>

MICHPHONES <i>please note equipment is shared between venues and stock numbers vary dependent on production requirements.</i>
--

Shure SM58	4	
Shure SM57	2	
Sennheiser E604	5	
Sennheiser E602 MK2	1	
Sennheiser E845	2	
Sennheiser E614	2	
AKG C1000S	1	
AKG D11	1	
AKG C568 B	1	
EV RE50	1	
Audio Technica Pro-44	3	
DI BOXES <i>please note equipment is shared between venues and stock numbers vary dependent on production requirements.</i>		
Behringer DI 400P	1	Passive
Lynx LDI-2	1	Passive
EMO E520	1	Passive
DIB-100	1	Passive
BSS Audio AR-133	1	Active
PROEL DB1A	1	Active

MULTICORE, PERMANENT STAGE BOXES & PATCHING <i>via GPO patch bay in control room various tie line and mic patching available throughout building</i>		
GPO Patch bay		Located in Control Room
Tie & Mic Lines		Various configurations available throughout building
Digi snake		

COMMUNICATIONS <i>please note equipment is shared between venues and stock numbers vary dependent on production requirements.</i>		
--	--	--

8 way cue light system
Paging to Backstage area
CCTV monitor stage (DSM position) D/S/L
8 Canford Headsets and Belt packs.
Fixed Canford Headsets to all areas (LX-SOUND-FOLLOWSPOTS-FLYS)

PROJECTOR <i>Available with additional hire charge</i>
Panasonic PT-DZ6710E DLP based projector in control room
SCREEN
Dedicated motorized cinema screen 6M x 3M approx.

GENERAL INFORMATION

BACKSTAGE
Touring Sound position; Rear of the Stalls, NOTE: <i>auditorium seats have to be removed</i>
Zarges Light-alloy multi-function ladder http://www.zarges.com/
Orchestra pit:

Pit lift able to be set at orchestra pit level and forestage thrust at stage level
 Pit Lift is curved front.
 Pit Cap 30 psn

Stage door: The stage door is unmanned

NOTE: Amateur societies are requested to arrange a member of their own personnel to actively man the security on the stage door.

DRESSING ROOMS		
Room 1	4 people	Stage Level SL
Room 2	4 people	Stage Level SL
Room 3	12 people	1 st Floor SL
Room 4	8 people	1st floor SL
Wardrobe	n/a	Under stage

EFFECTS

ALL SPECIAL EFFECTS MUST BE REQUESTED AND APPROVED IN ADVANCE as they may require alterations to automated fire and smoke alarm systems and special local authority licensing approval.

MICROPHONES

Wireless UHF equipment: The Landmark Theatre currently holds a license for use of 10 x radio mic equipment on Frequencies 606-648 MHz

Should you require additional radio mics please arrange this with the Technical Department at earliest convenience.

REPORTING




Any and all accidents MUST be reported immediately to a member of The Landmark Theatre Management or crew, who will ensure that the relevant personnel are informed immediately, in order that all Health and Safety procedures can be followed.

Near misses MUST be reported to the Technical Manager and to the visiting company's Technical Director / Company Manager.

In both instances, an accident / incident / Near Miss form, must be completed and signed.

FIRE ALARM

Is linked to the sound installation therefore only designated sound power outlets are to be used for any sound equipment. This is so the fire alarm system can relay any pre-recorded fire alarm message audibly in the event of a fire or alarm.





PAVILLION ROOM

General:

The Pavilion serves as a further function room & performance space.

Capacity:

Standing – 300

Seated theatre - 200

At table "cabaret" – 120

Dressing Rooms:

1 dressing room max 4 people situated rear of stage.

Stage:

Modular removable stage at 2' high comprising of 15 x 4' by 4' sections which can be set out in various formats (normally 12'D by 20'W)

Floor:

Sprung Floor

Floor standing "Trilite" truss to the rear of stage with whitish gauze backdrop.

Lighting:

Strand 100 lighting desk.

2 x front light ladder bars comprising of "stuff we probably should have binned but decided to squeeze a few more years' service out of."

6 x 764 Fresnel

6 x Parcans CP62

4x Minuet 500w Fresnel

4 x Harmony 500w profiles

24 ways 2.5kw Act 6 dimming.

Access is via a small Zarges ladder.

Sound:

Playback via CD player or ipod/phone mini jack into 2 x full range speakers **NOTE:** *system is really only suitable for low level playback and microphone spoken work only.*

